

D

C

B

A

4

4

3

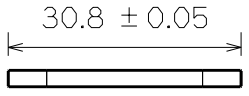
3

2

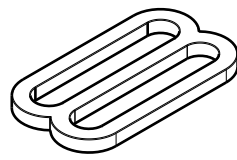
2

1

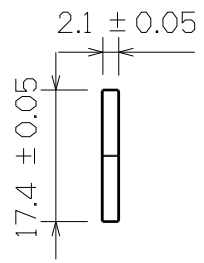
1



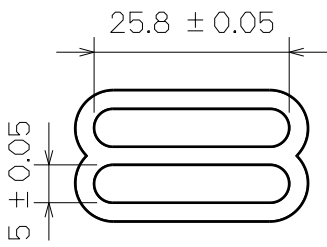
Top View



3D View



Right View



SF506-25mm



This drawing is our property.
It can't be reproduced
or communicated without
our written agreement.



**SHIN FANG PLASTIC
INDUSTRIAL CO., LTD.**

DRAWN BY DANIEL CHEN	DATE 2000/1/5
CHECKED BY JIMMY CHEN	DATE 2000/1/7
DESIGNED BY RD	DATE 2000/1

DRAWING TITLE			
SLIDE			
SIZE A4	DRAWING NUMBER SF506-25MM		REV X
SCALE 1:1	MATERIAL POM	SHEET	1/1

D

A